

Nintendo

GAME BOY

NICKELODEON

TM

DMG-ARGE-USA

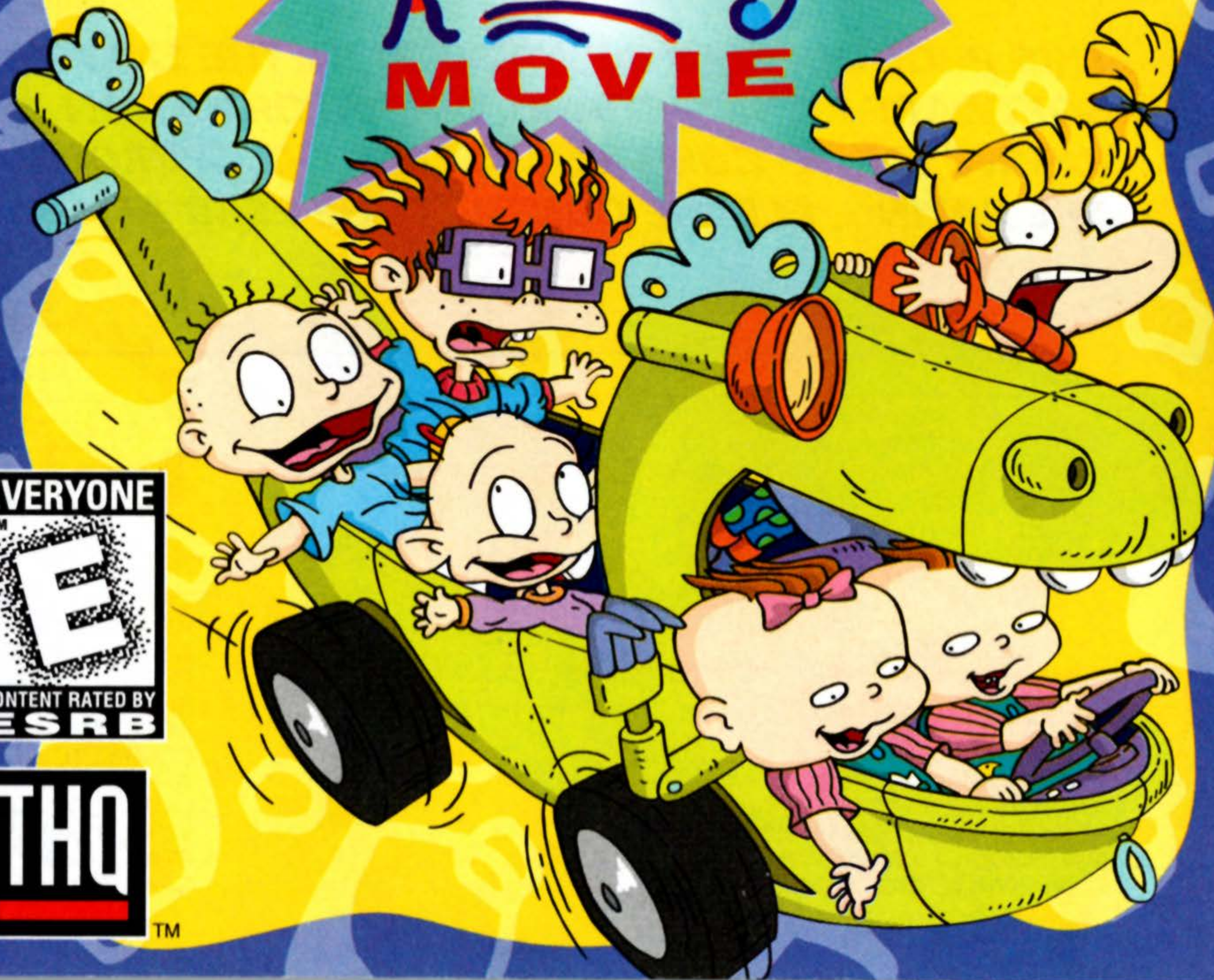
THE Rugrats MOVIE

Instruction Booklet

EVERYONE
TM
E
CONTENT RATED BY
ESRB

THQ

TM



WARNING: PLEASE READ THE ENCLOSED CONSUMER INFORMATION AND PRECAUTIONS BOOKLET CAREFULLY BEFORE USING YOUR NINTENDO® HARDWARE SYSTEM OR GAME PAK.

THIS PRODUCT HAS BEEN RATED BY THE ENTERTAINMENT SOFTWARE RATING BOARD. FOR INFORMATION ABOUT THE ESRB RATING, OR TO COMMENT ABOUT THE APPROPRIATENESS OF THE RATING, PLEASE CONTACT THE ESRB AT 1-800-771-3772.



THIS OFFICIAL SEAL IS YOUR ASSURANCE THAT NINTENDO HAS APPROVED THE QUALITY OF THIS PRODUCT. ALWAYS LOOK FOR THIS SEAL WHEN BUYING GAMES AND ACCESSORIES TO ENSURE COMPLETE COMPATIBILITY. ALL NINTENDO PRODUCTS ARE LICENSED BY SALE FOR USE ONLY WITH OTHER AUTHORIZED PRODUCTS BEARING THE OFFICIAL NINTENDO SEAL OF QUALITY.

LICENSED BY




NINTENDO, GAME BOY
AND THE OFFICIAL SEALS ARE
REGISTERED TRADEMARKS OF
NINTENDO OF AMERICA INC.
© 1989 NINTENDO OF AMERICA INC.

Contents

**An Adventure for anyone
who has ever worn diapers!**


An Adventure for Anyone	2
Rugrats Babies Biographies	4
Getting Started	8
Controls	9
Options and Passwords	10
The Game Screen	11
Levels	12
Using Your Super Game Boy Adapter ..	20
Limited Warranty	21




An adventure for anyone who has ever worn diapers!

Just as the Rugrats babies are getting ready to play with Tommy's brand new baby brother, Dil, he disappears!

Join the Rugrats babies as they face scary spiders, escaped circus monkeys and big boulders in a quest to find and rescue the newest member of the Pickles' family.





Rugrats Babies Biographies


Tommy

Tommy is known to be smart, adventurous, and charms babies and grown-ups alike. Born to be a leader, people frequently ask, what is his strategy? Of course, there is none. But he can pinpoint a problem, gather opinions from other Rugrats babies, and then take charge. Tommy always says, "A baby's gotta do what a baby's gotta do."



Chuckie

Chuckie's head is filled with fears. Why not? Life is scary! Chuckie is known to be the Rugrats' voice of caution, a very tough job. At the start of an adventure, you're likely to hear Chuckie say, "You guys, I don't think this is such a good idea." Even though Chuckie's more careful than the other Rugrats babies, he still joins the babies on their missions against enemies like clowns, robots, and monsters.





Phil and Lil

Phil and Lil De Ville are twins. They look almost exactly alike. (Just in case you get them mixed up, Lil is the one with the bow in her hair.) When Phil and Lil are getting along, they really pull the Rugrats gang together as a team. They can even convince Chuckie to join Tommy's adventures. If Tommy's the captain, then Phil and Lil are the cheerleaders who are also ready to jump into the game at any time.



Dil

Tommy's new baby brother Dylan (a.k.a. Dil) has the personality of a typical 3-month old.

He wants everything **NOW** and will do whatever he can to get it. Once he does get it, he won't let go of it without a fight.

When frustrated, Dil will cry inconsolably. Only when something else attracts his attention, he will stop crying. Once he has stopped crying he has the saving grace of all babies: he's irresistibly cute.

Getting Started

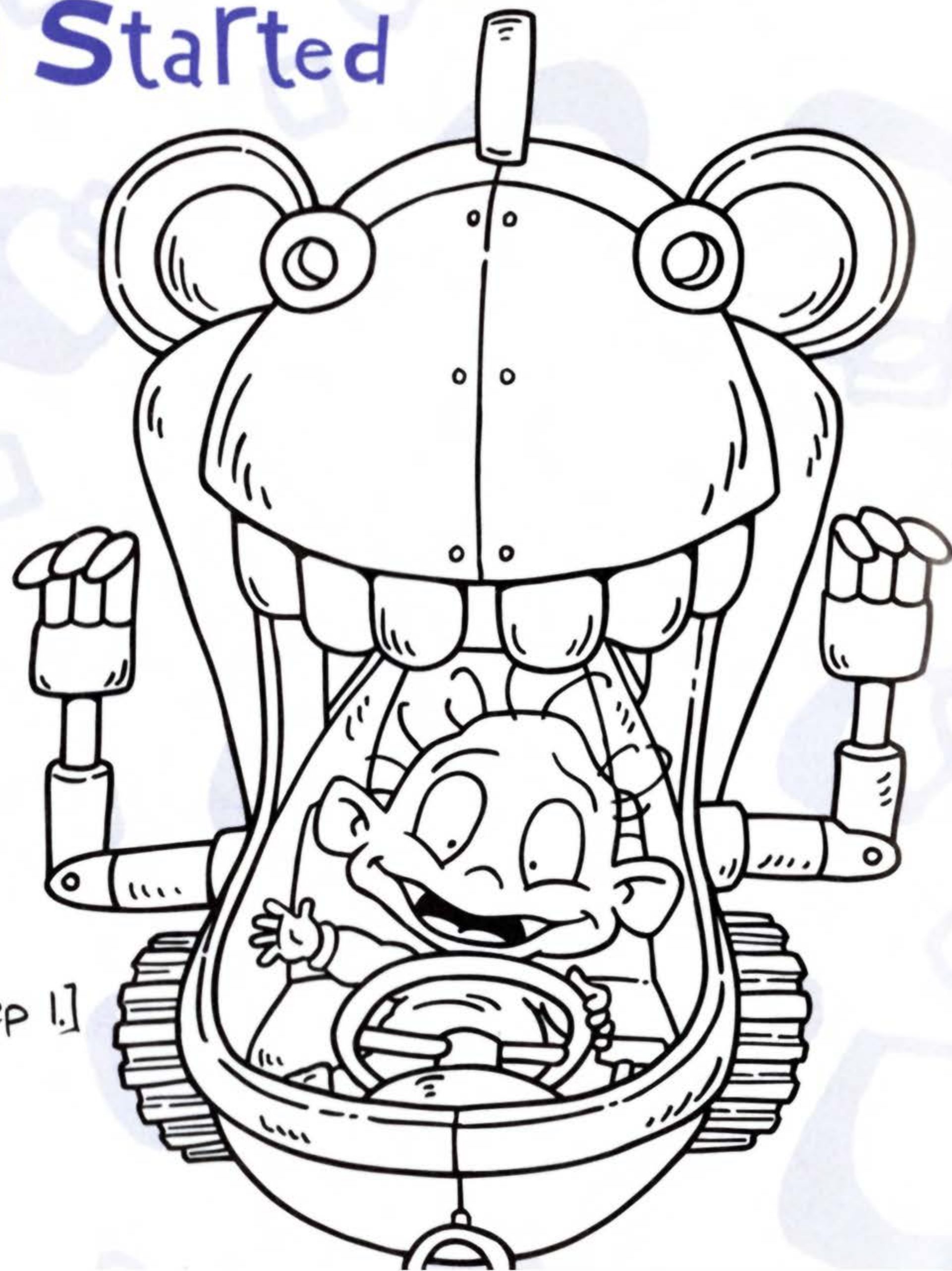
Turn OFF the power switch on your Nintendo Game Boy. Never insert or remove a Game Pak when the power is on.

Insert *The Rugrats Movie*[™] Game Pak into the slot on the back of the Game Boy. To lock the Game Pak in place, press firmly.

Turn ON the power switch.

The Nintendo logo should appear.

[If you don't see it, begin again at step 1.]



Controls

A Button

Not used

B Button

Jump/Action button/Speed up Reptar Wagon on Reptar River level

Control Pad Left/Right

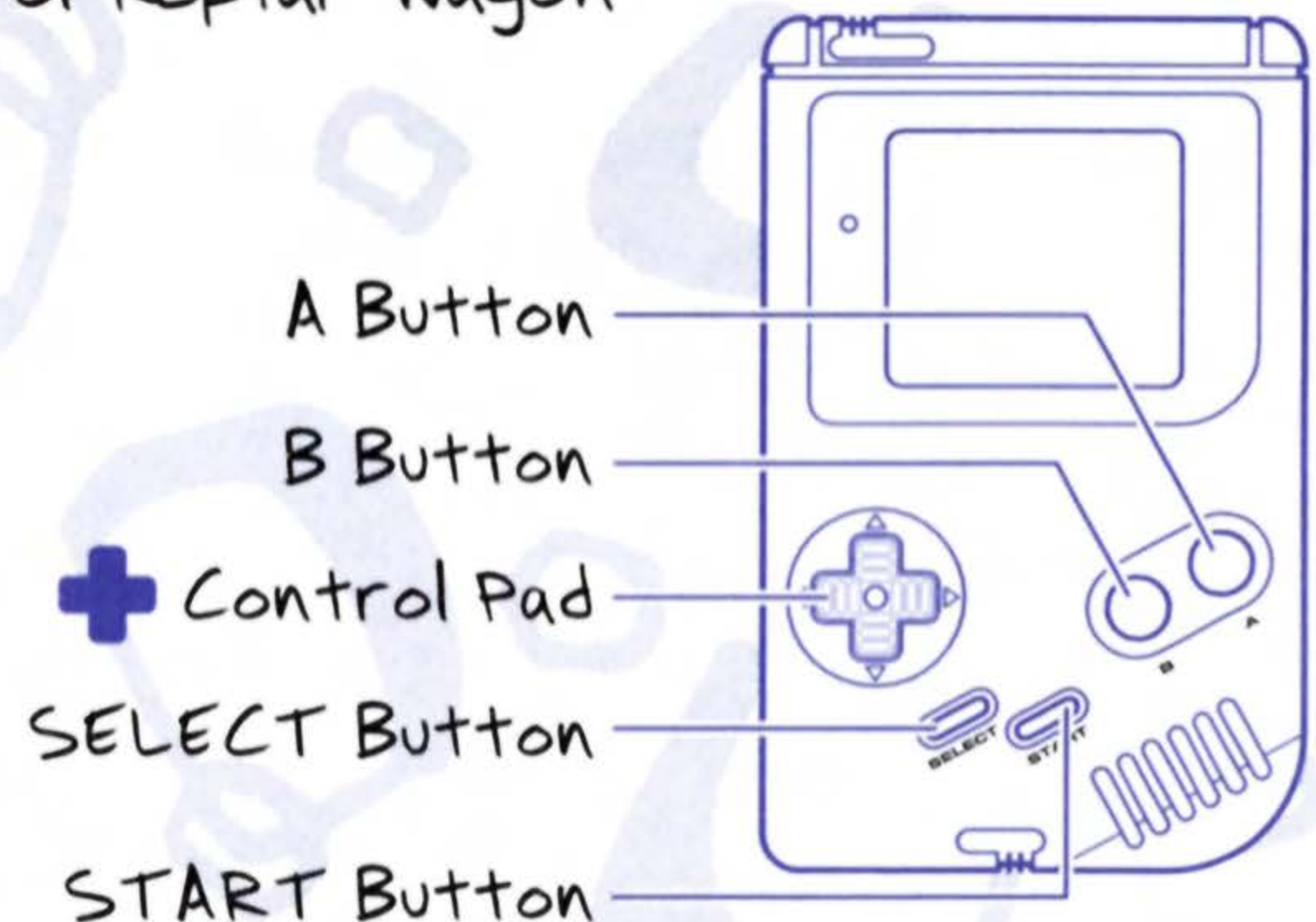
Move Character, Control Reptar Wagon on Reptar Levels

Control Pad Up/Down

Move Character

Start Button

Pause/Un-pause



Options and Passwords

At the opening menu screen, you may use the Control Pad Up/Down to highlight START, PASSWORD, or OPTIONS. Highlight START and press any button to begin the game.

If you have a password to start at a certain level, highlight PASSWORD, press any button, and enter your password. Press the A or B Button after each character.

Highlight OPTIONS and press the Control Pad Left/Right to turn the music on/off, turn sound fx on/off, or change the difficulty level.



The Game Screen

Score: Indicates points the player has earned by collecting items and completing levels.

Items: Displays the number of items remaining for the player to collect in the level.

Time: Displays the time remaining for the player to complete the level.



Levels

Pickles' Home

The Rugrats gang is excited about the birth of Tommy's new baby brother. Didi is having a baby shower, and the guest of honor, the new baby, is nowhere to be found! The Rugrats crew believes that the new baby has been lost. Help Tommy find one of Grandpa Boris' chocolate coins to buy a new baby for his parents. Watch out for spiders, mice, and Stu's robots as you navigate the cellar, the living room and the backyard.



Hospital

Tommy, Chuckie, Phil and Lil are at the hospital with the parents. Didi looks very upset as she is taken away by the doctor. The Rugrats gang decides to look for a new baby to make Didi feel better.



Where do you find a new baby in a hospital?

Help them look in all of the different birthing rooms until they find a new baby for Stu and Didi.

Note: you will need to find the key in order to enter the last birthing room.

Train Crash

The circus is coming to town! Actually, in this case it is crashing into the forest. The Rugrats gang stumbles upon the wrecked circus train. Help Tommy search the circus train wreckage for his "sponsibility". It is the Rugrats babies only hope. Watch out for circus monkeys, birds, and skunks.



Light Woods

The Rugrats gang is still trapped in the forest, help Tommy search for objects to aid in the Rugrats babies rescue. Make sure that you remain alert, the forest is filled with scary spiders and big boulders.



Dark Woods


The circus monkeys have taken Dil. His only hope for rescue is his brave, big brother Tommy. Weave Tommy through the deep forest as you hunt for Dil, watching out for the wild circus monkeys and out-of-control boulders.



Reptar River

Full speed ahead! Take control of the Reptar Wagon after it plunges into the river. Help the Rugrats gang find dry land and safety. Make sure to steer the wagon clear of huge rocks, rapids, and even scary fish!






Ancient Ruin

Okeydokey Jones, the bravest baby around, is

exploring the heart of the ancient ruins. Help this young explorer find the hidden treasures and reach his goal before time runs out. Spiders, rats, bats and gigantic boulders await, so be careful!



Notes

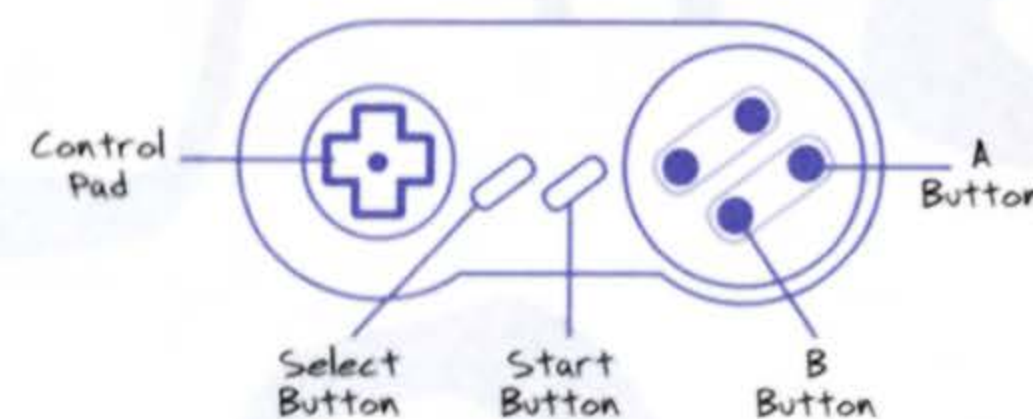


Using Your Super Game Boy Adapter

Correctly insert the Game Boy Game Pak into the Super Game Boy. Next, insert the Super Game Boy into the Super NES and move the power switch on the Super NES to the ON position.



This Game Pak has been specially designed to allow enhanced graphics when using the Super Game Boy. Game controls have been pre-set so that the A, B, Start and Select Buttons on your Super NES Controller correspond to the same controls



on the Game Boy. If you want to change the controller settings or the colors set for this game, consult your Super Game Boy instruction booklet.

Limited Warranty

THQ INC. warrants to the original consumer purchaser that this Game Pak shall be free from defects in material and workmanship for a period of 90 days from the date of purchase. If a defect covered by this warranty occurs during this 90-day warranty period, THQ INC. will repair or replace the Game Pak, at its option, free of charge. To receive this warranty service:

1. DO NOT return your defective Game Pak to the retailer.
2. Notify the THQ INC. Consumer Service Department of the problem requiring warranty service by calling: (818) 225-5167. Our Consumer Service Department is in operation from 9:00 a.m. to 5:00 p.m. Pacific Standard Time, Monday through Friday.
3. If the THQ INC. service technician is unable to solve the problem by phone, he will provide you with a Return Authorization number. Simply record this number on the outside packaging of your defective Game Pak, and return your Game Pak freight prepaid, at your risk of damage, together with your sales slip or similar proof-of-purchase within the 90-day warranty period to:

THQ INC. Consumer Service Department, 5016 N. Parkway Calabasas, Suite 100, Calabasas, CA 91302

This warranty shall not apply if this product: (a) is used with products not sold or licensed by Nintendo (including, but not limited to, non-licensed game enhancement devices, adapters, and power supply devices); (b) is used for commercial purposes (including rental) or is modified or tampered with; (c) is damaged by negligence, accident, unreasonable use, or by other causes unrelated to defective materials or workmanship; or (d) has had the serial number altered, defaced, or removed.

REPAIRS AFTER EXPIRATION OF WARRANTY: If the Game Pak develops a problem after the 90 day warranty period, you may contact the THQ INC. Consumer Service Department at the phone number noted. If the THQ INC. service technician is unable to solve the problem by phone, he/she may provide you with a Return Authorization number. You may then record this number on the outside packaging of the defective Game Pak. Send the defective Game Pak, along with \$10.00, freight prepaid to THQ INC. If replacement Game Paks are not available, the defective Game Pak will be returned and the \$10.00 payment refundable.

WARRANTY LIMITATIONS: ANY APPLICABLE IMPLIED WARRANTIES, INCLUDING WARRANTIES OF MERCHANTABILITY AND FITNESS FOR A PARTICULAR PURPOSE ARE HEREBY LIMITED TO NINETY DAYS FROM THE DATE OF PURCHASE AND ARE SUBJECT TO THE CONDITIONS SET FORTH HEREIN. IN NO EVENT SHALL THQ INC. BE LIABLE FOR CONSEQUENTIAL OR INCIDENTAL DAMAGES RESULTING FROM THE BREACH OF ANY EXPRESS OR IMPLIED WARRANTIES.

WARNING: Copying of this game is illegal and is prohibited by domestic and international copyright laws. Back-up or archival copies are not authorized and are not necessary to protect your software. This manual and other printed matter accompanying this game are also protected by domestic and international copyright laws.

The provisions of this warranty are valid in the United States only. Some states do not allow limitations on how long an implied warranty lasts or exclusion of consequential or incidental damages, so the above limitations and exclusion may not apply to you. This warranty gives you specific legal rights, and you may also have other rights which vary from state to state.



THQ INC., 5016 N. Parkway Calabasas, Suite 100, Calabasas, CA 91302

©1998 Viacom International Inc./THQ Inc. All rights reserved. Nickelodeon, Rugrats and all related titles, characters, and logos are trademarks of Viacom International Inc. Created by Klasky Csupo Inc. All rights reserved. THQ TM 1998 THQ INC.

Printed in Japan

